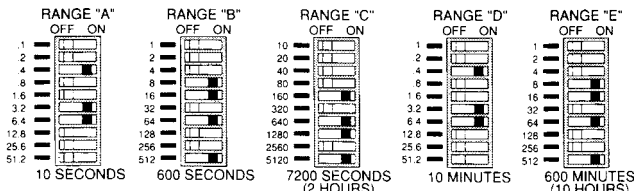


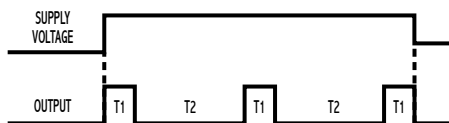
OPERATION

When supply voltage is applied to the input, the relay energizes and ON time (T1) begins. Upon completion of the ON time, the relay de-energizes and the OFF time (T2) begins. Upon completion of the OFF time, the relay energizes and one cycle is complete. This ON/OFF cycling continues until supply voltage is removed from the input. The ON/OFF delay periods are independently selectable within the same range.

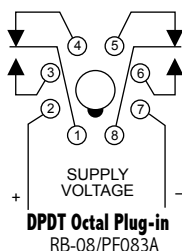
DIP SWITCH OPERATION



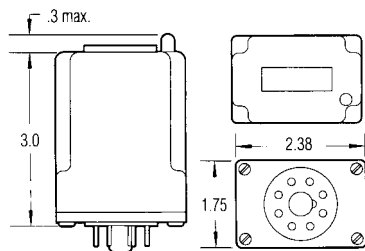
Digital selection of the time delay is accomplished by the use of ten (10) binary switches, each marked with a time increment. The time periods, of which there are five (5) ranges, represented by each switch in the ON position is added together to obtain the desired time delay. No more trial-by-error adjustments.



WIRING



DIMENSIONS



MODEL NUMBER

MODEL NUMBER	TBG				A
CONTROL VOLTAGE					
12 Volts DC	12	D			
24 Volts AC/DC	24	A			
48 Volts DC	48	D			
120 Volts AC/DC	120	A			
240 Volts AC	240	A			
TIME DELAY RANGE					
0.1 to 102.3 SEC in 0.1 SEC Increments				A	
1.0 to 1,023 SEC in 1.0 SEC Increments				B	
10 to 10,230 SEC in 10 SEC Increments				C	
0.1 to 102.3 MIN in 0.1 MIN Increments				D	
1.0 to 1,023 MIN in 1.0 MIN Increments				E	
HOUSING					A



*Repeat Cycle-ON Time First
DIP Switch TDR*

SPECIFICATIONS

TIME DELAY RANGE

A	0.1 to 102.3 SEC in 0.1 SEC Increments
B	1.0 to 1,023 SEC in 1.0 SEC Increments
C	10 to 10,230 SEC in 10 SEC Increments
D	0.1 to 102.3 MIN in 0.1 MIN Increments
E	1.0 to 1,023 MIN in 1.0 MIN Increments

OUTPUT RATING 10 A @ 250 VAC or 24 VDC, resistive

ACCURACY Setting $\pm 2\%$ or ± 50 mSEC; whichever is greater
Repeat $\pm 0.1\%$ or ± 8.3 mSEC; whichever is greater

RESET TIMES Before Time Out 100 mSEC
After Time Out 50 mSEC

SUPPLY VOLTAGE 12, 24, 48, 120 or 240 VAC, 50/60 Hz; or DC; $\pm 10\%$

FALSE TRANSFER No

REVERSE POLARITY PROTECTED Yes

POWER REQUIRED 3 VA, approximately

DUTY CYCLE Continuous

TEMPERATURE RATING Operate 32° to 131°F (0° to +55°C)
Storage -49° to 185°F (-45° to +85°C)

LIFE EXPECTANCY Mechanical 10 million operations, minimum
Electrical 100,000 Operations @ rated load

INDICATORS LED glows when relay is energized.

ISOLATION 1,500 volts, input/output

WEIGHT 0.4 lbs.